

5749199-1 ✓ ACTIVE

AMPLIMITE | AMPLIMITE 0.50 Series

TE Internal #: 5749199-1

D-Sub Backshells & Clamps, Backshell Kit, 20 Position, Shielded,  
Cable Exit Angle 75°, Wire & Cable, AMPLIMITE 0.50 Series

[View on TE.com >](#)



Connectors > D-Shaped Connectors > D-Sub Accessories > D-Sub Backshells & Clamps



D-Shaped Connector Accessories: **Backshell Kit**

Number of Positions: **20**

Shielded: **Yes**

Cable Insulation Diameter Range: **6.86 mm [ .27 in ]**

Cable Exit Angle: **75°**

## Features

### Product Type Features

|                                   |                 |
|-----------------------------------|-----------------|
| Latching Spring Material          | Stainless Steel |
| Product Type                      | Hardware        |
| D-Shaped Connector Accessories    | Backshell Kit   |
| Connector & Contact Terminates To | Wire & Cable    |

### Configuration Features

|                     |    |
|---------------------|----|
| Number of Positions | 20 |
|---------------------|----|

### Body Features

|                             |                    |
|-----------------------------|--------------------|
| Strain Relief Clip Material | Steel              |
| Color                       | Black              |
| Backshell Plating Material  | Nickel over Copper |
| Backshell Material          | Zinc               |
| Cable Exit Angle            | 75°                |

### Dimensions

|                                 |                  |
|---------------------------------|------------------|
| Cable Insulation Diameter Range | 6.86 mm [.27 in] |
|---------------------------------|------------------|

### Operation/Application

|          |     |
|----------|-----|
| Shielded | Yes |
|----------|-----|

### Packaging Features

|                    |   |
|--------------------|---|
| Packaging Quantity | 1 |
|--------------------|---|



## Packaging Method

Kit

## Other

## Comment

Each backshell kit includes upper and lower backshells, two spring latches, one strain relief staple and two 2-56 screws. All are packaged unassembled

## Product Compliance

[For compliance documentation, visit the product page on TE.com>](#)

EU RoHS Directive 2011/65/EU

Compliant

EU ELV Directive 2000/53/EC

Compliant

China RoHS 2 Directive MIIT Order No 32, 2016

No Restricted Materials Above Threshold

EU REACH Regulation (EC) No. 1907/2006

Current ECHA Candidate List: JUNE 2022 (224)  
 Candidate List Declared Against: JUNE 2022 (224)  
 Does not contain REACH SVHC

Halogen Content

Low Halogen - Br, Cl, F, I < 900 ppm per homogenous material. Also BFR/CFR/PVC Free

Solder Process Capability

Not applicable for solder process capability

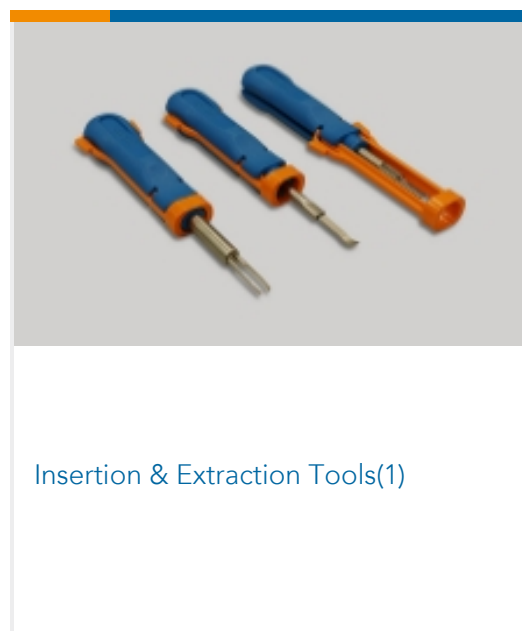
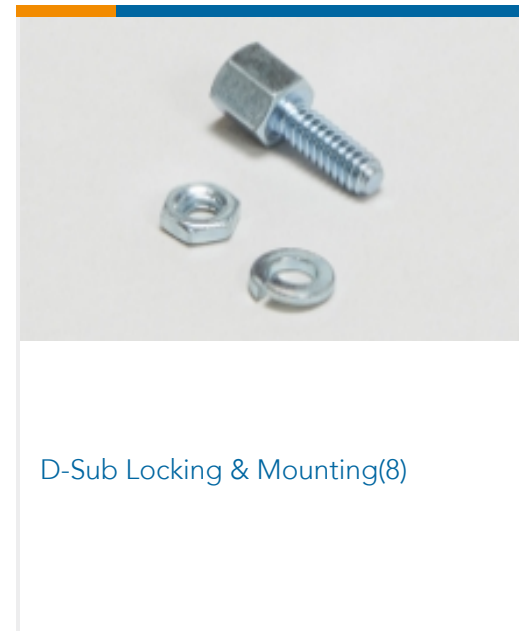

## Product Compliance Disclaimer

This information is provided based on reasonable inquiry of our suppliers and represents our current actual knowledge based on the information they provided. This information is subject to change. The part numbers that TE has identified as EU RoHS compliant have a maximum concentration of 0.1% by weight in homogenous materials for lead, hexavalent chromium, mercury, PBB, PBDE, DBP, BBP, DEHP, DIBP, and 0.01% for cadmium, or qualify for an exemption to these limits as defined in the Annexes of Directive 2011/65/EU (RoHS2). Finished electrical and electronic equipment products will be CE marked as required by Directive 2011/65/EU. Components may not be CE marked. Additionally, the part numbers that TE has identified as EU ELV compliant have a maximum concentration of 0.1% by weight in homogenous materials for lead, hexavalent chromium, and mercury, and 0.01% for cadmium, or qualify for an exemption to these limits as defined in the Annexes of Directive 2000/53/EC (ELV). Regarding the REACH Regulation, the information TE provides on SVHC in articles for this part number is based on the latest European Chemicals Agency (ECHA) 'Guidance on requirements for substances in articles' posted at this URL: <https://echa.europa.eu/guidance-documents/guidance-on-reach>

## Compatible Parts



## Also in the Series | AMPLIMITE 0.50 Series



## Documents

### Product Drawings

20 50SR KIT,75D,UK

English

### CAD Files

3D PDF

English

Customer View Model

[ENG\\_CVM\\_5749199-1\\_O.2d\\_dxf.zip](#)

English

Customer View Model

[ENG\\_CVM\\_5749199-1\\_O.3d\\_igs.zip](#)

English

Customer View Model

[ENG\\_CVM\\_5749199-1\\_O.3d\\_stp.zip](#)

English



By downloading the CAD file I accept and agree to the [Terms and Conditions](#) of use.

### Datasheets & Catalog Pages

[AMPLIMITE Subminiature D Connectors - .050 Series Connector](#)

English

[AMPLIMITE .050 Series D-sub Connectors QRG](#)

English

### Product Environmental Compliance

[Product Compliance](#)

English

[Product Compliance](#)

English